


A3T & A6T

FAST ACTING / CLASS T



THESE SMALL DIMENSION FUSES ARE THE RIGHT FIT... FOR A TIGHT FIT

Fast acting A3T and A6T Class T fuses combine two highly desirable features -- high current limitation and a small physical size. Their unique dimensions prevent the substitution of other fuses with lower voltage ratings or current limiting capability. These fuses have glass melamine bodies for superior dimensional stability and catalog numbers stamped into the blades for permanent identification.

Features/Benefits

- **Extremely current limiting** for low peak let-thru current
- **Unique dimensions** prevent replacement by other fuse classes
- **Blade-stamped catalog numbers** for permanent identification
- **Small physical size** for greater design flexibility

HIGHLIGHTS:

- Fast Acting
- Extremely Current Limiting
- Small Physical Size
- DC Ratings

APPLICATIONS:

- Loadcenters
- Panelboards
- Switchboards
- Circuit Breakers
- Metering Centers

Ratings

- **A3T**
AC: 1 to 1200A
 300VAC,
 200kA I.R.
DC: 1 to 1200A
 160VDC, 50kA I.R.
- **A6T**
AC: 1 to 800A
 600VAC,
 200kA I.R.
DC: 1 to 800A
 300VDC, 100kA I.R.

Approvals

- UL Listed to Standard 248-15
- CSA Certified to Standard C22.2 No. 248.15
- DC Tested to UL Standard 198L



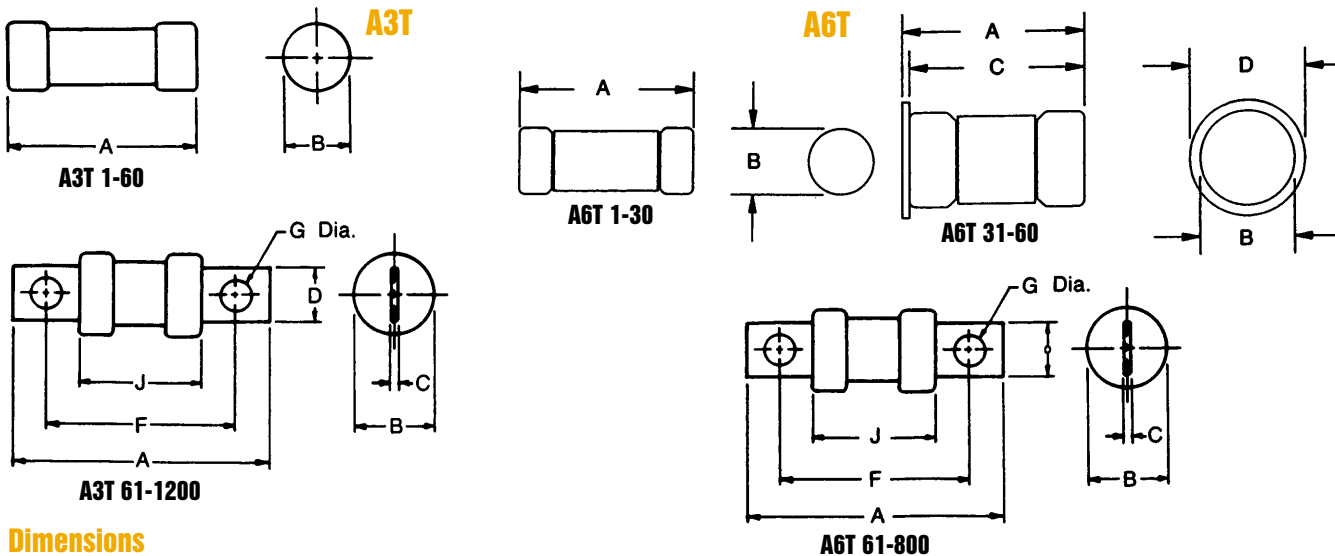
FAST ACTING / CLASS T FUSES

A3T & A6T

Standard Fuse Ampere Ratings, Catalog Numbers

B

Ampere Rating	Catalog Number		Ampere Rating	Catalog Number		Ampere Rating	Catalog Number	
	300V	600V		300V	600V		300V	600V
1	A3T1	A6T1	60	A3T60	A6T60	300	A3T300	A6T300
3	A3T3	A6T3	70	A3T70	A6T70	350	A3T350	A6T350
6	A3T6	A6T6	80	A3T80	A6T80	400	A3T400	A6T400
10	A3T10	A6T10	90	A3T90	A6T90	450	A3T450	A6T450
15	A3T15	A6T15	100	A3T100	A6T100	500	A3T500	A6T500
20	A3T20	A6T20	110	A3T110	A6T110	600	A3T600	A6T600
25	A3T25	A6T25	125	A3T125	A6T125	700	A3T700	A6T700
30	A3T30	A6T30	150	A3T150	A6T150	800	A3T800	A6T800
35	A3T35	A6T35	175	A3T175	A6T175	1000	A3T1000	
40	A3T40	A6T40	200	A3T200	A6T200	1200	A3T1200	
45	A3T45	A6T45	225	A3T225	A6T225			
50	A3T50	A6T50	250	A3T250	A6T250			



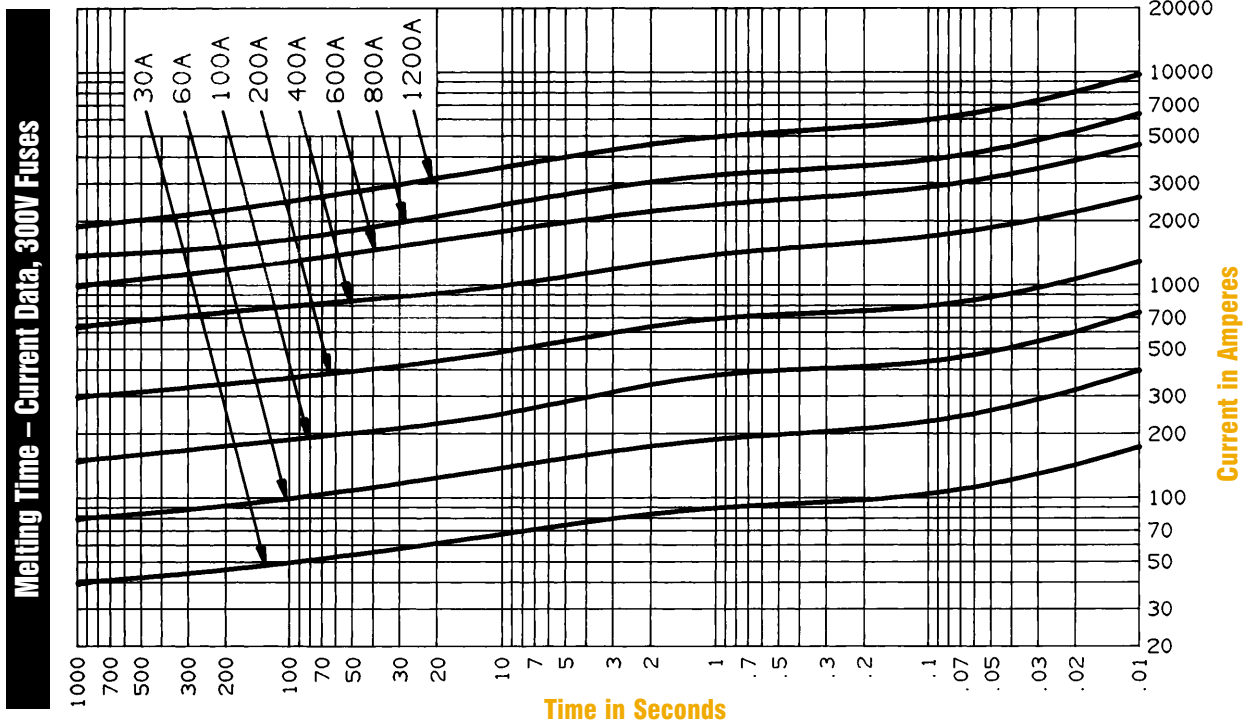
Dimensions

AMPERE RATING	A		B		C		D		F		G		J	
	In.	mm	In.	mm	In.	mm	In.	mm	In.	mm	In.	mm	In.	mm
A3T														
1-30	.88	22.4	.41	10.3	-	-	-	-	-	-	-	-	-	-
31-60	.88	22.4	.56	14.1	-	-	-	-	-	-	-	-	-	-
61-100	2.16	54.9	.81	20.6	.12	3.2	.75	19.0	1.56	39.6	.28	7.1	.82	20.8
101-200	2.44	62.0	1.06	26.9	.19	4.8	.88	22.4	1.70	43.2	.34	8.6	.83	21.1
201-400	2.75	69.8	1.33	33.8	.25	6.4	1.00	25.4	1.84	46.7	.41	10.4	.84	21.3
401-600	3.06	77.7	1.62	41.1	.31	7.8	1.25	31.8	2.03	51.6	.48	12.2	.84	21.3
601-800	3.38	85.8	2.08	52.8	.38	9.7	1.75	44.4	2.22	56.4	.55	14.0	.88	22.4
801-1200	4.00	102	2.52	64.0	.44	11.2	2.00	50.8	2.53	64.3	.61	15.5	1.03	26.2
A6T														
1-30	1.50	38.1	.57	14.5	-	-	-	-	-	-	-	-	-	-
31-60	1.57	39.9	.81	20.6	1.51	38.4	1.00	25.4	-	-	-	-	-	-
61-100	2.95	75.0	.82	20.8	.12	3.2	.75	19.0	2.35	59.7	.28	7.1	1.58	40.1
101-200	3.26	82.8	1.07	27.2	.19	4.8	.88	22.4	2.51	63.7	.34	8.6	1.61	41.0
201-400	3.62	92.1	1.62	41.3	.25	6.4	1.00	25.4	2.72	69.1	.41	10.4	1.70	43.2
401-600	3.98	101.2	2.06	52.4	.31	7.9	1.25	31.8	2.95	75.0	.48	12.2	1.70	43.2
601-800	4.33	110.0	2.50	63.5	.37	9.5	1.75	44.4	3.17	80.5	.56	14.1	1.70	43.2

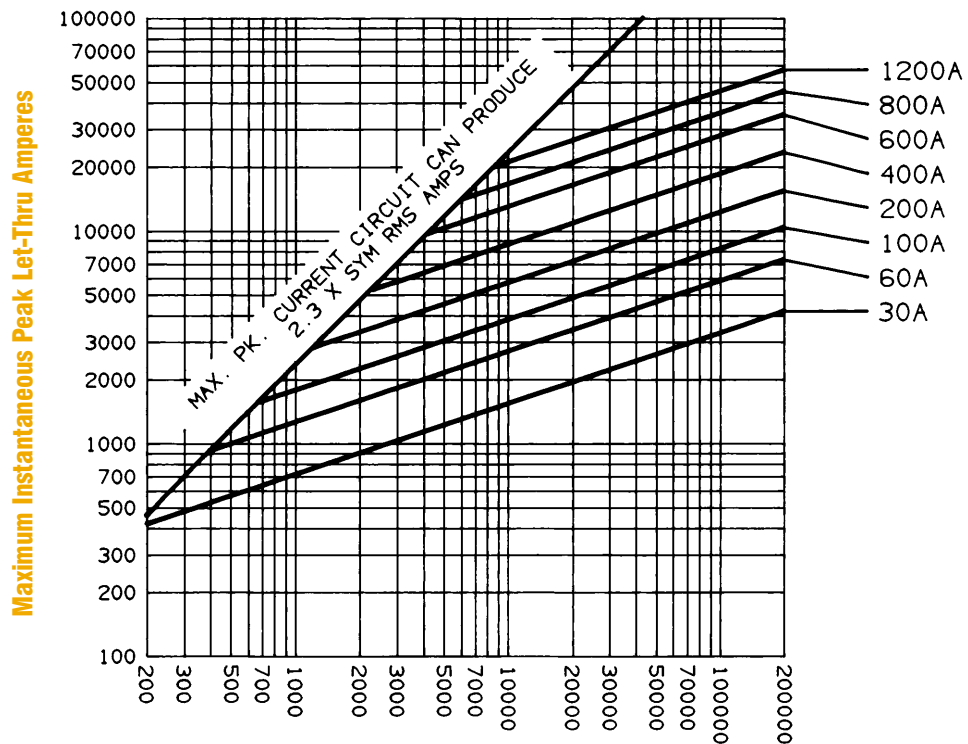
FAST ACTING / CLASS T FUSES

A3T & A6T

A3T30 to 1200



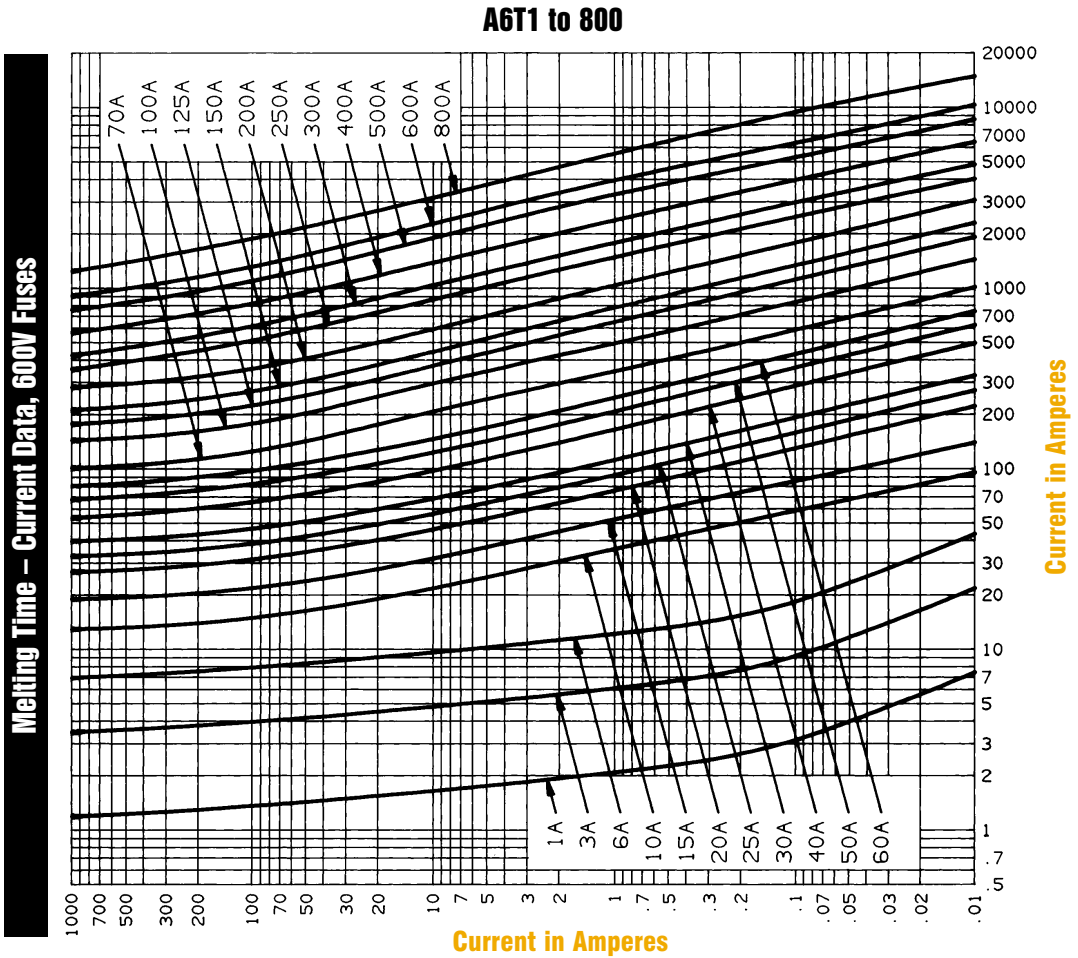
Peak Let-Thru Current Data – A3T30 to 1200, 300 Volts AC



FAST ACTING / CLASS T FUSES

A3T & A6T

B



Peak Let-Thru Current Data – A6T30 to 800, 600 Volts AC

